



КУБОК МИРА ПО ПРЫЖКАМ НА БАТУТЕ

18-19 АВГУСТА 2017 МИНСК, БЕЛАРУСЬ

FIG WORLD CUP TRAMPOLINE

18-19 AUGUST 2017 MINSK, BELARUS

ОТКРЫТЫЕ СЛАВЯНСКИЕ ИГРЫ

16-18 АВГУСТА 2017 МИНСК, БЕЛАРУСЬ

SLAVIC GAMES OPEN IN TRAMPOLINE

16-18 AUGUST 2017 MINSK, BELARUS

18 августа 2017:

16:00 - Церемония открытия

16:30-22:00 - Квалификация индивидуальные прыжки

19 августа 2017:

10:00-13:00 - Квалификация синхронные прыжки

16:00-18:00 - Финалы: индивидуальные и синхронные прыжки

18:00 - Церемония награждения

16 августа 2017

17:30 - Церемония открытия

18:00-21:00 - Квалификация синхронные прыжки

17 августа 2017

17:00-22:00 - Квалификация индивидуальные прыжки

18 августа 2017

9:00-13:00 - Финалы: индивидуальные и синхронные прыжки

13:00 - Церемония награждения

Официальные партнеры



Генеральный партнер
Национальной команды Республики Беларусь
по художественной гимнастике



Партнеры



Информационные партнеры





Competition

TRA World Cup 2016

MINSK (BLR) - 18-19 AUGUST 2017

Discipline

Trampoline Synchro Women Prelim

Version

version 01

Chair of Judges Panel	LAVERGNE Lilian	FRA
Execution 1	PASHKOUSKAYA Svitlana	BLR
Execution 2	YAKOVLEV Igor	KAZ
Execution 3	JONES Andrew	GBR
Execution 4	KHILKO Katerina	UZB
Execution 5	BOROVSKA Natalia	UKR
Execution 6	FUKUI Naoya	JPN
Difficulty 7	LANCE Henry	NZL
Difficulty 8	KHOPERIA Rusudan	GEO
HD 9	ANTONE Vera	LAT
HD 10	UNAL Hakan	TUR
Reserve	MARTINELLI Matteo	ITA

FIG Rep.	SHUISKA Tetiana	FIG TRA TC
-----------------	-----------------	------------

Discipline

Trampoline Synchro Men Prelim

MINSK (BLR) - 18-19 AUGUST 2017

Version

version 01

Chair of Judges Panel	JONES Andrew	GBR
Execution 1	KOVALEVA Tatiana	USA
Execution 2	MARTINELLI Matteo	ITA
Execution 3	LAVERGNE Lilian	FRA
Execution 4	FUKUI Naoya	JPN
Execution 5	UNAL Hakan	TUR
Execution 6	DOROFEEVA Elene	RUS
Difficulty 7	FOLEY Mark	CAN
Difficulty 8	STOYCHEVA Mariela	BUL
HD 9	YAKOVLEV Igor	KAZ
HD 10	Stiatskova Viktoria	BLR
Reserve	KHILKO Katerina	UZB

FIG Rep.	SHUISKA Tetiana	FIG TRA TC
-----------------	-----------------	------------



FIG TRAMPOLINE WORLD CUP 2017 (FIG Event ID: 15074) Minsk, Belarus, 18-19 August
Synchronised trampoline – WOMEN – Qualification

Group 1 19.08.2017, 10:00 - 11:00

1.	ZEMLIANAIA	Veronika		AZE
	MAKSHTAROVA	Sviatlana		AZE
2.	METHOT	Sophiane		CAN
	MILETTE	Sarah		CAN
3.	MAKHARYNSKAYA	Maryia		BLR
	HARCHONAK	Hanna		BLR
4.	VORONINA	Victoria		RUS
	PAVLOVA	Yana		RUS
5.	MORI	Hikaru		JPN
	TAKAGI	Yumi		JPN
6.	MOSKVINA	Nataliia		UKR
	MALKOVA	Svitlana		UKR
7.	NAKURA	Saori		JPN
	NAKANO	Rana		JPN
8.	AHSINGER	Nicole		USA
	PIONTEK	Hally		USA
9.	LABROUSSE	Lea		FRA
	JURBERT	Marine		FRA
10.	KLIUCHNYK	Diana		UKR
	TUVAKBAIEVA	Diana		UKR
11.	GOGASHVILI	Nana		GEO
	JANJGAVA	Teona		GEO
12.	KORNETSKAYA	Anna		RUS
	KOCHESOK	Susana		RUS

Generated by sporttech.io official scoring system at Aug 19, 2017 10:12:53 AM. Live results at www.sporttech.io/explore.





FIG TRAMPOLINE WORLD CUP 2017 (FIG Event ID: 15074) Minsk, Belarus, 18-19 August

Synchronised trampoline – WOMEN – Qualification

				S1	S2	S3	S4	S5	S6	S7	S8	S9	S10	L	A	E	D	H	Synchro	Total	Score
1.	MORI	Hikaru	JPN	1.5	2.5	1.0	1.0	1.0	0.5	0	1.0	1.0	0.5	0	0	9.00	5.2	9.45	19.10	42.750	90.500
	TAKAGI	Yumi	JPN	0.5	0.5	1.5	1.0	2.0	2.0	1.5	1.0	2.0	2.0	0	0	8.60	10.7	9.65	18.80	47.750	
2.	VORONINA	Victoria	RUS	0	1.0	1.0	0.5	1.0	0.5	1.5	1.0	1.5	2.0	0.5	0	8.95	3.9	9.60	18.30	40.750	90.290
	PAVLOVA	Yana	RUS	2.0	1.0	2.0	0.5	2.0	1.5	2.0	2.0	2.0	1.0	1.0	0	8.30	13.0	9.50	18.74	49.540	
3.	MOSKVINA	Nataliia	UKR	0.5	0.5	0.5	0.5	0.5	0.5	2.5	2.0	1.5	2.5	0.5	0	8.80	4.3	9.35	18.28	40.730	89.370
	MALKOVA	Svitlana	UKR	2.0	1.5	2.5	1.5	2.5	1.5	1.5	1.5	1.5	3.0	0.5	0	8.05	12.4	9.45	18.74	48.640	
4.	LABROUSSE	Lea	FRA	1.0	0	0	1.0	1.5	1.5	0.5	1.0	1.0	1.5	1.0	0	9.00	3.5	9.40	19.04	40.940	85.780
	JURBERT	Marine	FRA	2.0	1.0	2.5	2.5	2.0	2.5	2.0	2.0	1.5	2.5	0.5	0	7.90	11.2	9.30	16.44	44.840	
5.	GOGASHVILI	Nana	GEO	1.5	2.0	2.0	2.0	1.5	1.0	1.5	1.0	1.5	2.0	0	0	8.40	4.1	9.00	18.16	39.660	85.340
	JANJAVA	Teona	GEO	1.5	1.0	1.5	2.0	1.0	1.0	1.5	1.5	2.0	1.5	0	0	8.55	8.4	9.45	19.28	45.680	
6.	METHOT	Sophiane	CAN	1.5	1.5	1.5	1.0	1.5	1.0	1.0	1.0	2.0	3.0	0	0	8.50	3.4	9.55	16.60	38.050	84.710
	MILETTE	Sarah	CAN	2.0	2.0	2.0	2.0	2.0	2.5	1.5	1.0	1.0	2.5	0	0	8.15	11.8	9.35	17.36	46.660	
7.	MAKHARYNSKAYA	Maryia	BLR	0	0	0	0	1.0	1.0	1.0	1.0	1.0	2.5	0.5	0	9.20	3.5	9.55	18.46	40.710	83.860
	HARCHONAK	Hanna	BLR	1.0	2.0	1.5	1.5	2.0	3.0	2.0	2.0	2.0	1.0	1.0	0	8.10	12.5	9.35	13.20	43.150	
8.	ZEMLIANAIA	Veronika	AZE	0.5	1.0	1.5	1.5	1.0	1.0	2.0	2.0	2.5	2.5	0.5	0	8.40	3.0	9.35	18.28	39.030	82.470
	MAKSHTAROVA	Sviatlana	AZE	1.0	3.0	1.5	3.0	2.5	2.5	2.5	2.0	2.0	3.0	0	0	7.70	11.0	8.80	15.94	43.440	
9.	AHSINGER	Nicole	USA	1.0	0.5	1.0	2.0	2.0	1.5	1.5	3.0	3.0	3.0	1.5	0	8.00	5.0	9.45	14.04	36.490	78.770
	PIONTEK	Hally	USA	2.0	2.5	3.0	2.0	3.0	3.0	3.5	3.0	3.0	4.0	1.0	0	7.00	12.3	9.00	13.98	42.280	
10.	KLIUCHNYK	Diana	UKR	1.0	1.5	1.5	1.5	1.5	2.0						0	5.10	1.4	5.80	10.18	22.480	59.040
	TUVAKBAIEVA	Diana	UKR	2.5	1.5	2.5	2.5	3.0	1.5	3.0	3.0				0	6.05	8.9	7.25	14.36	36.560	
11.	KORNETSKAYA	Anna	RUS	1.5	1.0	1.0	0.5	1.0	0.5	0.5	1.0	1.0	2.5	1.0	0	8.85	4.1	9.30	18.10	40.350	54.880
	KOCHESOK	Susana	RUS	3.0	2.5	3.0	4.5								0	2.70	5.0	3.65	3.18	14.530	
12.	NAKURA	Saori	JPN	0	0.5	1.0	2.0	2.0	1.0	1.0	1.5	3.0	3.0	0	0	8.50	4.3	9.25	17.14	39.190	44.630
	NAKANO	Rana	JPN	2.0											0	0.80	2.0	1.00	1.64	5.440	

STUYSKA Tatiana



FIG TRAMPOLINE WORLD CUP 2017 (FIG Event ID: 15074) Minsk, Belarus, 18-19 August
Synchronised trampoline – MEN – Qualification

Group 1 19.08.2017, 11:00 - 12:00

1.	KISHI	Daiki		JPN
	SAKAI	Ryosuke		JPN
2.	BAILEY	Nathan		GBR
	STRONG	Luke		GBR
3.	BYEDYEVKIN	Dmytro		UKR
	PROSTOROV	Mykola		UKR
4.	ZHUK	Artsiom		BLR
	ILYINYKH	Mikita		BLR
5.	AZARIAN	Sergei		RUS
	MELNIK	Mikhail		RUS
6.	RENAULT	Brendan		FRA
	GOUZOU	Pierre		FRA
7.	SOBAKAR	Dmytro		UKR
	DAVYDENKO	Anton		UKR
8.	ALOI	Dario		ITA
	CANNONE	Flavio		ITA
9.	MUSSABAYEV	Danil		KAZ
	ALIYEV	Pirmammad		KAZ

Group 2 19.08.2017, 12:00 - 13:00

1.	MORANTE	Allan		FRA
	MARTINY	Sebastien		FRA
2.	PIUNOV	Oleg		AZE
	GRISHUNIN	Ilya		AZE
3.	TUSSUPOV	Daniyar		KAZ
	TEMIRGALIYEV	Yerkebulan		KAZ
4.	USHAKOV	Dmitrii		RUS
	YUDIN	Andrey		RUS
5.	ROWLEY	Isaac		USA
	PRITCHARD	Nicholas		USA
6.	HANCHAROU	Uladzislau		BLR
	RABTSAU	Aleh		BLR
7.	ILIEV	Georgi		BUL
	IVANOV	Yasen		BUL
8.	MIHALEV	Mariyan		BUL
	YORDANOV	Ivelin		BUL

Generated by sporttech.io official scoring system at Aug 18, 2017 3:09:19 PM. Live results at www.sporttech.io/explore.





FIG TRAMPOLINE WORLD CUP 2017 (FIG Event ID: 15074) Minsk, Belarus, 18-19 August

Synchronised trampoline – MEN – Qualification

				S1	S2	S3	S4	S5	S6	S7	S8	S9	S10	L	A	E	D	H	Synchro	Total	Score
1.	KISHI	Daiki	JPN	2.0	2.0	2.0	1.0	1.5	0.5	1.0	0.5	1.5	2.0	0	0	8.60	5.3	8.90	18.98	41.780	93.190
	SAKAI	Ryosuke	JPN	1.5	2.0	2.5	2.0	2.0	2.5	1.5	2.0	2.0	2.5	0	0	7.95	15.8	9.20	18.46	51.410	
2.	MORANTE	Allan	FRA	0	0.5	1.0	1.0	0	1.5	2.0	1.5	1.0	1.5	0	0	9.00	4.9	9.45	18.38	41.730	92.870
	MARTINY	Sebastien	FRA	1.5	2.0	2.0	2.5	2.0	1.5	2.0	2.0	1.5	2.0	0	0	8.10	15.2	9.20	18.64	51.140	
3.	BAILEY	Nathan	GBR	0	1.0	0	0.5	1.0	0.5	2.0	2.0	1.5	1.5	0	0	9.00	5.2	9.25	18.58	42.030	92.660
	STRONG	Luke	GBR	1.0	2.5	2.0	2.0	2.0	3.0	2.5	2.0	2.0	2.5	0	0	7.85	16.2	8.80	17.78	50.630	
4.	PIUNOV	Oleg	AZE	0	0.5	1.0	0	1.0	1.0	1.0	1.0	2.0	2.0	0	0	9.05	4.3	9.55	19.10	42.000	92.160
	GRISHUNIN	Ilya	AZE	1.0	2.0	1.5	2.0	2.0	1.5	2.0	2.5	1.5	2.0	0	0	8.20	15.4	9.20	17.36	50.160	
5.	ZHUK	Artsiom	BLR	0	0.5	1.0	1.0	0.5	0	1.0	1.5	0.5	1.5	0.5	0	9.20	5.0	9.30	18.48	41.980	91.570
	ILYINYKH	Mikita	BLR	1.0	2.0	1.5	1.5	2.5	2.0	2.0	2.5	2.0	3.0	0.5	0	7.95	16.0	9.00	16.64	49.590	
6.	AZARIAN	Sergei	RUS	0.5	1.0	0.5	0.5	1.0	1.0	1.0	0	2.0	2.0	1.0	0	8.95	5.2	9.40	17.66	41.210	91.490
	MELNIK	Mikhail	RUS	1.0	2.0	1.5	1.5	1.5	2.0	1.5	2.0	2.5	2.5	0	0	8.20	16.0	9.30	17.18	-0.4 → 50.280	
7.	BYEDYEVKIN	Dmytro	UKR	0	0.5	1.0	0.5	1.0	1.0	1.0	1.0	2.0	2.5	0	0	8.95	5.2	9.60	15.04	38.790	88.290
	PROSTOROV	Mykola	UKR	1.0	1.5	1.5	2.0	2.0	2.0	1.5	2.5	2.5	2.5	1.5	0	7.95	15.6	9.35	16.60	49.500	
8.	RENAULT	Brendan	FRA	0.5	1.0	1.5	1.5	1.0	1.5	2.5	2.0	2.0	2.5	5.0	0	7.90	5.6	9.30	16.16	38.960	88.070
	GOUZOU	Pierre	FRA	2.0	2.5	2.0	1.5	2.0	2.0	2.5	3.0	2.0	2.0	0	0	7.85	14.4	9.20	17.66	49.110	
9.	ALOI	Dario	ITA	0.5	0.5	1.0	0	1.0	1.0	1.0	2.0	1.5	2.5	0.5	0	8.85	4.7	9.10	14.78	37.430	83.290
	CANNONE	Flavio	ITA	1.0	1.0	2.0	2.0	1.5	1.5	2.0	2.0	2.0	2.0	1.5	0	8.15	12.0	9.15	16.56	45.860	
10.	ILIEV	Georgi	BUL	0.5	1.5	1.5	1.5	1.5	1.5	1.0	1.5	2.0	2.5	1.0	0	8.40	5.2	9.55	19.26	42.410	83.190
	IVANOV	Yasen	BUL	2.5	2.5	2.0	2.0	3.0	2.0	2.0	3.0				0	6.10	12.7	7.30	14.68	40.780	
11.	TUSSUPOV	Daniyar	KAZ	1.5	2.0	1.0	1.0	1.0	1.0	1.0	1.0	1.0	2.0	0	0	8.75	5.4	9.55	17.74	41.440	81.740
	TEMIRGALIYEV	Yerkebulan	KAZ	1.5	2.5	2.5	2.5	2.0	2.0	2.5	2.0	2.0			0	7.05	12.8	8.05	12.40	40.300	
12.	ROWLEY	Isaac	USA	0	1.0	1.5	1.0	1.0	0	2.0	1.0	1.0	1.5	0.5	0	8.95	5.0	9.30	18.24	41.490	66.500
	PRITCHARD	Nicholas	USA	2.0	1.5	2.5	2.5	3.0							0	3.85	8.0	4.30	8.86	25.010	
13.	MUSSABAYEV	Danil	KAZ	0.5	0	1.0	0.5	0	0.5	1.0	1.0	1.5	2.0	0.5	0	9.15	5.2	9.00	18.00	41.350	56.660
	ALIYEV	Pirmammad	KAZ	0.5	1.0	2.5									0	2.60	4.9	2.75	5.06	15.310	

SHUYSKA Tatiana

				S1	S2	S3	S4	S5	S6	S7	S8	S9	S10	L	A	E	D	H	Synchro	Total	Score
14.	HANCHAROU	Uladzislau	 BLR	0	0	0.5	1.0	1.0	0.5	0	0	1.0	0.5	0	0	9.55	5.2	9.55	18.66	42.960	54.160
	RABTSAU	Aleh	 BLR	0.5	1.5											0	1.80	3.8	1.70	3.90	11.200
15.	USHAKOV	Dmitrii	 RUS	0	1.0	0	0.5	0.5	0	0.5	0.5	1.0	1.5	0.5	0	9.40	5.4	9.30	19.36	43.460	49.390
	YUDIN	Andrey	 RUS	0.5												0	0.95	2.0	1.00	1.98	5.930
16.	MIHALEV	Mariyan	 BUL	0.5	0.5	1.5	1.0	1.0	1.0	1.0	1.5	1.5	2.0	1.0	0	8.75	3.7	9.30	17.98	39.730	45.220
	YORDANOV	Ivelin	 BUL	3.0												0	0.70	2.0	0.85	1.94	5.490
17.	SOBAKAR	Dmytro	 UKR	0	0.5	1.0	0.5	1.5	1.5						0	5.50		5.50	10.40	21.400	37.590
	DAVYDENKO	Anton	 UKR	2.0	2.5	1.5										0	2.40	5.5	2.55	5.74	16.190

Generated by sporttech.io official scoring system at **Aug 18, 2017 3:09:19 PM**. Live results at www.sporttech.io/explore.

ТТТ
SHUYSKA Tatiana



© 2013–2017  Sporttech Ltd.

[Contact us](#)



Competition **FIG TRA Gymnastics World Cup 2017**
MINSK (BLR) - 18-19 AUGUST 2017
Discipline **Individual Trampoline Women Prelim**
Version **version 01**

Chair of Judges Panel	KOVALEVA Tatiana	
Execution 1	STOYCHEVA Mariela	BUL
Execution 2	Stiatskova Viktoria	BLR
Execution 3	YAKOVLEV Igor	KAZ
Execution 4	KHOPERIA Rusudan	GEO
HD 5	DOROFEEVA Elene	RUS
HD 6	UNAL Hakan	TUR
Difficulty 7	LAVERGNE Lilian	FRA
Difficulty 8	BOROVSKA Natalia	UKR

Reserve

FIG TD	SHUISKA TETIANA	FIG TRA-TC
---------------	-----------------	------------

Discipline **Individual Trampoline Men Prelim**
MINSK (BLR) - 18-19 AUGUST 2017
Version **version 01**

Chair of Judges Panel	PASHKOUSKAYA Svitlana	BLR
Execution 1	VANGELOVA Mariya	BUL
Execution 2	ANTONE Vera	LAT
Execution 3	FUKUI Naoya	JPN
Execution 4	LANCE Henry	NZL
HD 5	KHILKO Katerina	UZB
HD 6	MARTINELLI Matteo	ITA
Difficulty 7	JONES Andrew	GBR
Difficulty 8	FOLEY Mark	CAN

Reserve

FIG Rep.	SHUISKA TETIANA	FIG TRA-TC
-----------------	-----------------	------------



FIG TRAMPOLINE WORLD CUP 2017 (FIG Event ID: 15074) Minsk, Belarus, 18-19 August






Individual trampoline – WOMEN – Qualification

			S1	S2	S3	S4	S5	S6	S7	S8	S9	S10	L	A	E	D	H	Time	Total	Score		
1.	PAVLOVA	Yana		RUS	4	2	1	0	1	0	2	0	1	3	0	0	18.6	5.2	9.40	16.675	49.875	105.975
					4	4	6	4	4	2	4	2	5	0	0	16.3	15.0	8.95	15.850	56.100		
2.	MORI	Hikaru		JPN	2	4	0	4	4	2	0	2	0	0	0	18.2	5.6	9.70	16.510	50.010	105.645	
					4	2	3	0	2	2	2	0	2	4	0	17.9	12.0	9.60	16.135	55.635		
3.	MAKHARYNSKAYA	Maryia		BLR	0	0	0	0	2	2	0	0	2	4	0	0	19.0	4.0	9.60	16.955	49.555	105.090
					6	4	4	2	4	2	4	5	2	4	0	16.3	13.7	9.70	15.835	55.535		
4.	NAKANO	Rana		JPN	4	2	1	0	2	0	2	0	4	4	0	0	18.1	5.6	9.35	15.840	48.890	103.445
					6	4	4	5	5	6	4	5	4	4	0	15.3	14.6	9.25	15.405	54.555		
5.	TAKAGI	Yumi		JPN	3	4	4	2	1	2	0	2	0	0	0	18.2	5.2	9.75	15.945	49.095	103.280	
					4	1	2	0	4	3	2	2	5	5	0	17.2	11.8	9.75	15.435	54.185		
6.	NAKURA	Saori		JPN	0	0	0	2	2	1	2	4	4	6	0	0	17.9	5.4	9.60	16.405	49.305	102.530
					4	2	6	6	7	4	6	4	6	6	0	14.9	13.7	9.15	15.475	53.225		
7.	MOSKVINA	Nataliia		UKR	0	2	2	0	2	2	4	2	4	4	0	0	17.8	4.3	9.25	15.970	47.320	102.400
					4	4	4	2	4	2	2	2	4	4	0	16.8	13.3	9.40	15.580	55.080		
8.	VORONINA	Victoria		RUS	0	2	2	0	2	2	4	2	2	4	0	0	18.0	3.9	8.90	16.430	47.230	101.975
					4	0	4	4	4	2	4	4	6	2	0	16.6	13.0	9.45	15.695	54.745		
9.	DUNDAS	Bronte		CAN	2	2	1	3	4	1	4	6	6	7	2	0	16.2	5.0	9.70	16.505	47.405	101.830
					4	3	4	5	6	5	4	4	4	3	6	2	15.4	13.5	9.65	15.875	54.425	
10.	JURBERT	Marine		FRA	2	4	3	0	2	0	2	0	2	2	0	0	18.3	4.5	9.50	15.805	48.105	101.615
					4	0	4	2	5	4	4	4	4	6	0	16.3	13.0	8.95	15.260	53.510		
11.	KORNETSKAYA	Anna		RUS	4	2	1	1	2	2	2	0	2	6	1	0	17.7	4.3	9.40	16.335	47.735	101.280
					4	2	4	4	6	4	4	4	4	2	0	16.2	12.6	9.35	15.395	53.545		
12.	MAKSHTAROVA	Sviatlana		AZE	0	0	2	2	0	2	3	1	4	6	0	0	18.0	4.3	9.30	16.870	48.470	101.210
					6	6	5	6	6	5	4	4	4	6	2	14.6	13.8	9.25	15.090	52.740		

SHUYSKA Tatiana

				S1	S2	S3	S4	S5	S6	S7	S8	S9	S10	L	A	E	D	H	Time	Total	Score
13.	MILETTE	Sarah	 CAN	0	4	2	0	2	0	2	1	4	6	4	0	17.5	4.1	9.55	16.400	47.550	100.340
				6	4	6	7	6	4	4	4	4	7	2	0	14.6	13.8	9.35	15.040	52.790	
14.	METHOT	Sophiane	 CAN	0	0	2	0	3	1	2	0	4	5	1	0	18.2	4.1	9.60	15.640	47.540	100.270
				4	3	4	4	6	4	6	4	3	6	1	0	15.5	13.8	9.10	14.330	52.730	
15.	LABROUSSE	Lea	 FRA	2	2	2	3	4	0	2	0	2	4	4	0	17.5	4.2	9.15	15.750	46.600	99.900
				4	2	4	1	5	5	6	4	4	4	0	0	16.1	12.3	9.20	15.700	53.300	
16.	RUZIEVA	Farangiz	 UZB	0	0	2	0	4	2	2	0	4	4	0	0	18.2	3.3	9.70	15.685	46.885	99.850
				4	4	6	2	6	4	4	2	4	4	0	0	16.0	12.1	9.60	15.265	52.965	
17.	PIONTEK	Hally	 USA	4	2	2	2	4	0	3	4	4	6	0	0	16.9	5.2	9.75	15.950	47.800	98.980
				4	4	5	4	6	5	8	7	8	8	0	0	14.1	12.2	9.45	15.430	51.180	
18.	MALKOVA	Svitlana	 UKR	5	6	3	2	4	1	2	1	3	3	0	0	17.0	4.3	9.45	15.890	46.640	98.785
				6	6	6	4	4	4	7	4	4	6	6	0	14.3	13.1	9.60	15.145	52.145	
19.	KLIUCHNYK	Diana	 UKR	4	2	2	0	3	4	5	2	4	3	1	0	17.0	4.5	9.25	16.410	47.160	98.660
				5	5	6	5	7	6	4	3	6	8	0	0	14.5	11.7	9.60	15.700	51.500	
20.	KHATSIAN	Anhelina	 BLR	4	1	6	1	4	4	3	2	4	4	0	0	16.7	3.6	9.60	16.805	46.705	98.405
				4	4	4	1	6	9	4	4	4	7	2	0	15.1	12.1	8.95	15.550	51.700	
21.	SCHMIDT	Rachel	 NZL	4	4	5	4	2	1	3	0	2	3	0	0	17.2	4.7	8.95	16.035	46.885	97.155
				6	4	6	8	8	6	6	4	6	8	6	0	13.2	13.0	9.00	15.070	50.270	
22.	TUVAKBAIEVA	Diana	 UKR	5	4	2	3	1	4	4	2	6	4	3	0	16.2	3.9	9.65	15.995	45.745	96.815
				6	6	6	4	6	3	4	7	6	8	4	0	14.0	12.3	9.55	15.220	51.070	
23.	JANJGAVA	Teona	 GEO	4	2	1	2	2	2	2	1	4	8	20	0	15.2	5.4	9.05	15.765	45.415	96.545
				4	5	6	4	8	6	2	2	4	8	2	0	14.9	11.9	9.35	14.980	51.130	
24.	GOGASHVILI	Nana	 GEO	2	2	2	2	2	0	2	0	2	6	0	0	18.0	5.0	9.35	14.655	47.005	95.670
				6	1	6	5	7	5	4	2	4	4	0	0	15.6	10.1	9.05	13.915	48.665	
25.	TAM	Rachel	 CAN	4	5	3									0	4.8	1.7	2.70	4.605	13.805	67.710
				6	4	4	2	5	4	2	3	2	6	2	0	16.0	13.8	9.10	15.005	53.905	
26.	ZEMLIANAIA	Veronika	 AZE	4	2	2	3	0	0	6	4	4	4	2	0	16.9	3.0	9.50	16.220	45.620	59.700
				2	6	10									0	4.2	2.2	2.70	4.980	14.080	

SHUYSKA Tatiana

			S1	S2	S3	S4	S5	S6	S7	S8	S9	S10	L	A	E	D	H	Time	Total	Score	
27.	KOCHEKOK	Susana		RUS	4									0	1.6	1.5	0.70	1.725	5.525	59.620	
					4	3	6	4	6	4	6	4	5	2	0	15.2	14.2	8.90	15.795	54.095	
28.	AHSINGER	Nicole		USA	1	2	1	3	1	2	5	4	4	6	0	0	17.1	5.0	9.65	15.665	47.415
					5	6								0	2.9	2.9	1.60	3.255	10.655	58.070	
29.	DRISCOLL	Katherine		GBR	0	2	3	2	2	1	5	3	4	6	2	0	17.0	4.7	8.95	16.215	46.865
					6	7								0	2.7	3.2	1.60	3.355	10.855	57.720	
30.	HARCHONAK	Hanna		BLR	0	0	0	0	2	2	0	2	2	4	0	0	18.8	4.3	9.55	16.930	49.580
					4									0	1.6	1.7	1.00	1.815	6.115	55.695	
31.	NATTA-NOUILLOT	Vincente		FRA	4	4	2	0	3	0	2	0	3	4	0	0	17.8	4.1	9.45	15.725	47.075
					5									0	1.5	2.0	0.90	1.625	6.025	53.100	

Generated by sporttech.io official scoring system at **Aug 18, 2017 6:31:48 PM**. Live results at www.sporttech.io/explore.



STUYSKA Tatiana

© 2013–2017  Sporttech Ltd.

[Contact us](#)



FIG TRAMPOLINE WORLD CUP 2017 (FIG Event ID: 15074) Minsk, Belarus, 18-19 August
Individual trampoline – MEN – Qualification

Group 1 18.08.2017, 16:00 - 16:50

1.	AGHAMIROV	Ruslan		AZE
2.	OLIMJONOV	Mokhirbek		UZB
3.	BYEDYEVKIN	Dmytro		UKR
4.	MUNETOMO	Ginga		JPN
5.	DAVYDENKO	Anton		UKR
6.	SCHMIDT	Dylan		NZL
7.	ILIEV	Georgi		BUL
8.	IVANOV	Yasen		BUL
9.	RABTSAU	Aleh		BLR
10.	BABAYAN	Amiran		UZB
11.	USHAKOV	Dmitrii		RUS

Group 2 18.08.2017, 16:50 - 17:40

1.	ROWLEY	Isaac		USA
2.	ZHUK	Artsiom		BLR
3.	TEMIRGALIYEV	Yerkebulan		KAZ
4.	GLUCKSTEIN	Jeffrey		USA
5.	RENAULT	Brendan		FRA
6.	HANCHAROU	Uladzislau		BLR
7.	MIHALEV	Mariyan		BUL
8.	MORANTE	Allan		FRA
9.	PRITCHARD	Nicholas		USA
10.	SAKAI	Ryosuke		JPN
11.	ILYINYKH	Mikita		BLR

Group 3 18.08.2017, 17:40 - 18:30

1.	KISHI	Daiki		JPN
2.	AZARIAN	Sergei		RUS
3.	BAILEY	Nathan		GBR
4.	GOUZOU	Pierre		FRA
5.	CANNONE	Flavio		ITA
6.	ALOI	Dario		ITA
7.	MUSSABAYEV	Danil		KAZ
8.	ALIYEV	Pirmammad		KAZ

Group 4 18.08.2017, 18:30 - 19:20

1.	TUSSUPOV	Daniyar		KAZ
2.	PROSTOROV	Mykola		UKR
3.	SOBAKAR	Dmytro		UKR
4.	SHOSTAK	Aliaksei		USA
5.	MARTINY	Sebastien		FRA
6.	MELNIK	Mikhail		RUS
7.	YORDANOV	Ivelin		BUL
8.	STRONG	Luke		GBR
9.	PIUNOV	Oleg		AZE
10.	YUDIN	Andrey		RUS
11.	GRISHUNIN	Ilya		AZE

Generated by sporttech.io official scoring system at Aug 18, 2017 7:22:33 PM. Live results at www.sporttech.io/explore.






FIG TRAMPOLINE WORLD CUP 2017 (FIG Event ID: 15074) Minsk, Belarus, 18-19 August

Individual trampoline – MEN – Qualification

				S1	S2	S3	S4	S5	S6	S7	S8	S9	S10	L	A	E	D	H	Time	Total	Score
1.	HANCHAROU	Uladzislau	BLR	0 2	0 2	0 2	0 4	2 2	0 4	2 4	0 4	2 4	4 4	0 0	0 0	19.0 16.8	5.6 17.3	9.90 9.25	18.310 17.465	52.810 60.815	113.625
2.	YUDIN	Andrey	RUS	0 2	1 2	0 3	0 4	0 5	0 2	1 4	0 4	2 6	4 8	3 10	0 0	18.9 15.0	5.9 17.3	9.60 9.20	18.980 17.335	53.380 58.835	112.215
3.	RABTSAU	Aleh	BLR	0 4	0 3	0 3	0 4	3 4	2 4	2 2	1 4	4 4	3 4	0 0	0 0	18.5 16.4	6.0 17.1	9.60 9.45	17.845 17.275	51.945 60.225	112.170
4.	MUSSABAYEV	Danil	KAZ	0 4	0 2	2 4	0 4	2 4	2 4	0 3	2 3	2 2	4 3	3 4	0 0	18.3 16.3	5.7 16.7	9.40 9.30	18.520 17.450	51.920 59.750	111.670
5.	SCHMIDT	Dylan	NZL	1 4	0 5	1 4	0 3	2 8	2 6	4 4	2 4	4 4	2 5	0 0	0 0	18.2 15.3	5.8 17.1	9.30 9.00	18.585 16.900	51.885 58.300	110.185
6.	BAILEY	Nathan	GBR	2 5	0 4	1 4	0 5	1 4	2 4	2 6	2 5	4 6	6 6	0 0	0 0	18.0 15.1	5.7 17.1	9.50 9.50	17.970 17.295	51.170 58.995	110.165
7.	GLUCKSTEIN	Jeffrey	USA	4 4	1 4	0 4	0 4	0 4	0 4	2 4	1 4	2 4	6 6	1 4	0 0	18.3 15.4	6.6 16.5	9.25 9.00	18.315 16.295	52.465 57.195	109.660
8.	GRISHUNIN	Ilya	AZE	0 4	0 4	2 4	2 4	3 4	2 4	2 4	2 4	4 4	3 4	3 2	0 0	17.7 15.8	5.4 16.6	9.30 9.35	18.290 17.105	50.690 58.855	109.545
9.	ILYINYKH	Mikita	BLR	0 2	1 4	0 2	0 3	2 4	0 3	2 4	3 4	2 2	2 4	2 1	0 0	18.6 16.7	5.2 16.0	9.50 9.15	17.855 16.895	51.155 58.345	109.500
10.	SAKAI	Ryosuke	JPN	0 5	0 4	0 4	0 4	2 4	0 4	4 4	4 3	4 4	4 4	5 0	0 0	17.7 16.0	5.8 16.2	9.55 8.90	17.845 17.455	50.895 58.555	109.450
11.	MIHALEV	Mariyan	BUL	0 4	1 4	0 4	2 3	0 3	2 4	0 2	2 4	2 2	4 4	1 0	0 0	18.6 16.6	5.4 15.2	9.70 9.60	17.310 16.675	51.010 58.075	109.085
12.	GOUZOU	Pierre	FRA	0 3	0 4	0 4	0 4	1 5	0 5	4 6	4 6	2 4	4 4	0 2	0 0	18.5 15.3	5.4 16.2	9.95 9.50	17.380 16.465	51.230 57.465	108.695


SHUYSKA Tatiana

				S1	S2	S3	S4	S5	S6	S7	S8	S9	S10	L	A	E	D	H	Time	Total	Score
13.	PIUNOV	Oleg	 AZE	0	0	2	2	2	0	4	4	4	4	0	0	17.8	5.6	9.40	17.435	50.235	108.465
				3	4	4	4	5	4	4	4	4	4	0	0	16.0	16.4	9.60	16.230	58.230	
14.	PROSTOROV	Mykola	 UKR	0	0	2	0	0	0	4	4	4	4	4	0	17.8	5.2	9.30	17.775	50.075	108.075
				2	4	2	2	4	4	4	4	4	4	2	0	16.4	16.0	9.20	17.000	-0.6 → 58.000	
15.	ZHUK	Artsiom	 BLR	2	2	0	2	2	4	1	0	4	4	2	0	17.7	5.2	9.15	17.890	-0.2 → 49.740	106.965
				4	6	4	4	5	6	4	4	5	6	2	0	15.0	16.2	9.20	16.825	57.225	
16.	ALOI	Dario	 ITA	0	0	0	2	2	2	3	2	4	4	2	0	17.9	5.4	9.50	17.225	-0.2 → 49.825	106.605
				2	2	4	2	4	4	3	4	4	3	2	0	16.6	14.5	9.40	16.280	56.780	
17.	CANNONE	Flavio	 ITA	0	1	2	2	3	2	2	4	4	4	0	0	17.6	4.8	9.00	17.160	48.560	106.530
				2	4	3	5	4	4	4	4	4	2	4	0	16.0	15.7	9.50	16.770	57.970	
18.	IVANOV	Yasen	 BUL	1	1	1	1	1	2	4	3	2	6	5	0	17.3	5.6	9.55	17.205	49.655	106.445
				4	4	4	5	6	6	4	8	6	6	2	0	14.5	16.5	9.40	16.390	56.790	
19.	MORANTE	Allan	 FRA	2	2	0	0	2	2	3	2	2	6	2	0	17.7	5.9	9.05	18.540	51.190	106.055
				4	4	4	6	5	4	8	9	8	7	3	0	13.8	15.0	9.05	17.015	54.865	
20.	PRITCHARD	Nicholas	 USA	0	2	0	0	2	0	0	2	3	6	4	0	18.1	5.6	9.25	18.075	51.025	105.155
				2	4	4	4	4	4	4	5	6	6	20	0	13.7	14.8	8.95	16.680	54.130	
21.	ROWLEY	Isaac	 USA	2	2	0	2	2	3	6	4	2	4	2	0	17.1	5.0	9.45	17.490	49.040	104.785
				6	5	6	4	6	6	5	5	4	5	2	0	14.6	15.4	9.30	16.445	55.745	
22.	AGHAMIROV	Ruslan	 AZE	2	2	2	2	3	2	3	2	5	4	2	0	17.1	4.2	9.50	17.310	48.110	103.130
				4	6	5	6	6	5	5	6	4	6	1	0	14.6	15.4	9.35	15.670	55.020	
23.	DAVYDENKO	Anton	 UKR	4	6	4	2	2	2	2	1	4	4	1	0	16.8	5.6	9.40	17.090	48.890	100.395
				4	4	4	4	4	4	4	5	4		0	14.3	13.8	8.10	15.305	51.505		
24.	ILIEV	Georgi	 BUL	3	2	2	2	3	2	2	3	4		0	15.7	3.6	8.60	16.045	43.945	100.270	
				4	4	4	5	4	4	4	4	5	7	4	0	15.1	16.0	9.30	15.925	56.325	
25.	TEMIRGALIYEV	Yerkebulan	 KAZ	3	4	2	2	2	2	2	5			0	13.8	2.1	7.40	13.830	37.130	86.185	
				4	6	4	4	6	6	6	6	6		0	13.2	13.4	8.15	14.305	49.055		
26.	RENAULT	Brendan	 FRA	2	1	2	4	5	2	4	4	6	6	0	0	16.4	5.2	9.10	17.555	48.255	81.100
				4	6	6	6	7	7					0	8.4	9.0	5.50	9.945	32.845		

SHUYSKA Tatiana

				S1	S2	S3	S4	S5	S6	S7	S8	S9	S10	L	A	E	D	H	Time	Total	Score
27.	OLIMJONOV	Mokhirbek	 UZB	3	2	2	1	3	2	1	0	2	4	0	0	18.0	5.6	9.45	17.220	50.270	79.680
				2	3	3	4	6							0	8.2	8.2	4.60	8.410	29.410	
28.	SOBAKAR	Dmytro	 UKR	0	0	0	0	0	0	3	4	2	2	0	0	18.9	6.0	9.40	17.355	51.655	75.515
				3	4	4	6								0	6.3	6.9	3.70	6.960	23.860	
29.	MARTINY	Sebastien	 FRA	0	4	3	2	1	3	2	3	3	2	0	0	17.7	5.3	9.60	18.105	50.705	75.010
				4	4	4	4								0	6.4	7.1	3.65	7.155	24.305	
30.	KISHI	Daiki	 JPN	1	0	1	0	4	7						0	10.7		5.45	10.890	27.040	74.770
				4	4	3	6	4	4	4	5				0	12.6	13.8	7.30	14.030	47.730	
31.	STRONG	Luke	 GBR	0	0	1	0	1	0	3	4	6	8	2	0	17.5	6.0	9.40	17.280	50.180	74.660
				3	4	5	8								0	6.0	8.1	3.40	6.980	24.480	
32.	USHAKOV	Dmitrii	 RUS	0	2	0	0	1	0	0	0	2	4	0	0	19.1	6.9	9.50	18.715	54.215	73.035
				3	5	5									0	4.7	6.0	2.45	5.670	18.820	
33.	MUNETOMO	Ginga	 JPN	4	2	4	0	2	2	2	2	4	4	3	0	17.1	7.1	9.80	17.830	51.830	70.650
				4	2	4									0	5.0	5.6	2.80	5.420	18.820	
34.	SHOSTAK	Aliaksei	 USA	0	0	0	0	2	1	2	2	1	4	0	0	18.8	5.7	9.30	18.070	51.870	70.315
				4	2	6									0	4.8	5.6	2.70	5.345	18.445	
35.	ALIYEV	Pirmammad	 KAZ	0	1	0	0	2	0	1	1	2	4	4	0	18.5	5.0	9.60	17.910	51.010	69.690
				2	2	4									0	5.2	5.1	3.00	5.380	18.680	
36.	AZARIAN	Sergei	 RUS	2	4	4	3	2	0	1	0	2	4	2	0	17.6	5.4	9.30	17.985	50.285	62.885
				4	2										0	3.4	3.6	1.90	3.700	12.600	
37.	BYEDYEVKIN	Dmytro	 UKR	0	0	2	2	2	3	2	2	5	6	2	0	17.4	5.2	9.10	17.520	49.220	60.975
				4	8										0	2.8	3.8	1.50	3.655	11.755	
38.	YORDANOV	Ivelin	 BUL	2	2	1	1	2	1	2	2	2			0	16.5	2.3	8.70	15.240	42.740	60.285
				4	4	4									0	4.8	4.9	2.80	5.045	17.545	
39.	BABAYAN	Amiran	 UZB	1	2	0	0	2	2	2	2	4	5	2	0	17.8	5.6	9.35	17.220	49.970	56.480
				3											0	1.7	2.0	1.00	1.810	6.510	
40.	MELNIK	Mikhail	 RUS	1	4	4	4	2	1	0	0	3	4	4	0	17.3	5.4	9.30	17.935	49.935	55.800
				3											0	1.7	2.0	0.90	1.865	-0.6 → 5.865	

STUYSKA Tatiana

			S1	S2	S3	S4	S5	S6	S7	S8	S9	S10	L	A	E	D	H	Time	Total	Score	
41.	TUSSUPOV	Daniyar	 KAZ	2	4	2	1	0	1	2	2	4	5	2	0	17.5	6.0	9.05	16.550	49.100	55.365
				3										0	1.7	2.0	1.00	1.765	-0.2	→ 6.265	

Generated by sporttech.io official scoring system at **Aug 18, 2017 7:22:33 PM**. Live results at www.sporttech.io/explore.

ТТТ
SHUYSKA Tatiana



© 2013–2017  Sporttech Ltd.

[Contact us](#)



Competition

TRA World Cup 2017

MINSK (BLR) - 18-19 AUGUST 2017

Discipline

Trampoline Synchro Women Final

Chair of Judges Panel	LAVERGNE Lilian	FRA
Execution 1	PASHKOUSKAYA Svitlana	BLR
Execution 2	YAKOVLEV Igor	KAZ
Execution 3	JONES Andrew	GBR
Execution 4	KHILKO Katerina	UZB
Execution 5	BOROVSKA Natalia	UKR
Execution 6	FUKUI Naoya	JPN
Difficulty 7	LANCE Henry	NZL
Difficulty 8	KHOPERIA Rusudan	GEO
HD 9	ANTONE Vera	LAT
HD 10	UNAL Hakan	TUR
Reserve	MARTINELLI Matteo	ITA

FIG Rep.	SHUISKA Tetiana	FIG TRA TC
-----------------	-----------------	------------

Discipline

Trampoline Synchro Men Final

MINSK (BLR) - 18-19 AUGUST 2017

Chair of Judges Panel	JONES Andrew	GBR
Execution 1	KOVALEVA Tatiana	USA
Execution 2	MARTINELLI Matteo	ITA
Execution 3	LAVERGNE Lilian	FRA
Execution 4	FUKUI Naoya	JPN
Execution 5	UNAL Hakan	TUR
Execution 6	DOROFEEVA Elene	RUS
Difficulty 7	FOLEY Mark	CAN
Difficulty 8	STOYCHEVA Mariela	BUL
HD 9	YAKOVLEV Igor	KAZ
HD 10	Stiatskova Viktoria	BLR
Reserve	KHILKO Katerina	UZB

FIG Rep.	SHUISKA Tetiana	FIG TRA TC
-----------------	-----------------	------------



Competition

FIG TRA Gymnastics World Cup 2017

MINSK (BLR) - 18-19 AUGUST 2017

Discipline

Individual Trampoline Women Final

Chair of Judges Panel	KOVALEVA Tatiana	USA
Execution 1	PASHKOUSKAYA Svitlana	BLR
Execution 2	KHOPERIA Rusudan	GEO
Execution 3	LANCE Henry	NZL
Execution 4	UNAL Hakan	TUR
Execution 5	FOLEY Mark	CAN
Execution 6	DOROFEEVA Elene	RUS
HD 5	FUKUI Naoya	JPN
HD 6	MARTINELLI Matteo	ITA
Difficulty 7	LAVERGNE Lilian	FRA
Difficulty 8	BOROVSKA Natalia	UKR
Reserve	KHILKO Katerina	UZB

FIG TD	<u>SHUISKA TETIANA</u>	FIG TRA-TC
---------------	------------------------	------------

Discipline

Individual Trampoline Men final

MINSK (BLR) - 18-19 AUGUST 2017

Chair of Judges Panel	PASHKOUSKAYA Svitlana	BLR
Execution 1	KOVALEVA Tatiana	USA
Execution 2	MARTINELLI Matteo	ITA
Execution 3	BOROVSKA Natalia	UKR
Execution 4	LANCE Henry	NZL
Execution 5	STOYCHEVA Mariela	BUL
Execution 6	KHILKO Katerina	UZB
HD 5	Stiatskova Viktoria	BLR
HD 6	ANTONE Vera	LAT
Difficulty 7	JONES Andrew	GBR
Difficulty 8	FOLEY Mark	CAN
Reserve	FUKUI Naoya	JPN

FIG Rep.	SHUISKA TETIANA	FIG TRA-TC
-----------------	-----------------	------------
